

ER14335

LONG SING

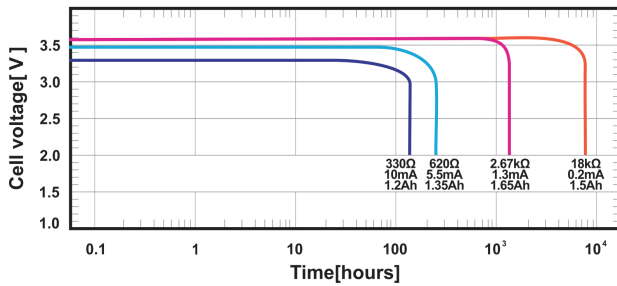


Specification

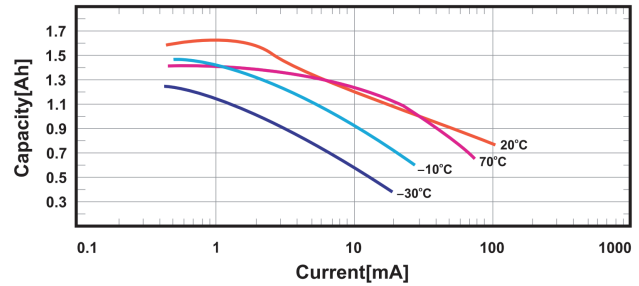
| | |
|---|-------------|
| Nominal capacity (1.3mA discharge till cut off voltage 2.0V,@RT) | 1.65Ah |
| Nominal Voltage | 3.6V |
| Maximum Continuous Discharge | 30mA |
| Maximum Pulse Current | 70mA |
| Operating Temperature Range | -55°C~+85°C |

| | |
|--|---------------|
| Annual Average Capacity Reduction Rate | ≤1% |
| Storage lifetime | 10 years |
| Weight | 13g |
| Lithium content | 0.43g |
| Dimension | Φ14.5*H33.5mm |

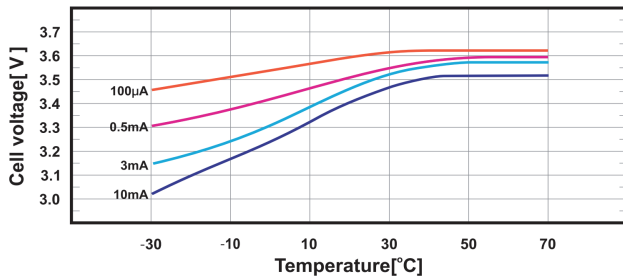
Performance Data



Typical Discharge Profiles at +23±2°C



Capacity versus Current at various temperatures [2.0V cut-off]



Voltage Plateau versus Current and Temperature

Warning:

- Fire, explosion, and burn hazard.
- Do not recharge, short circuit, crush, disassemble, heat above 100°C(212°C), incinerate or expose contents to water.
- Do not solder directly to the cell (use tabbed cell versions instead).